



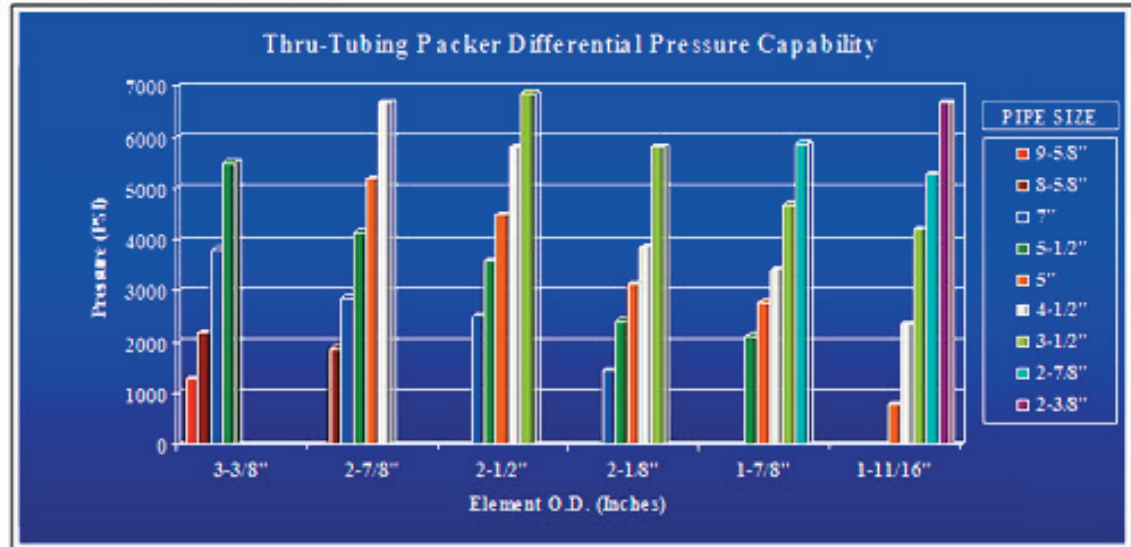


➤ 120 °C DIFFERENTIAL PRESSURE CHARTS





DIFFERENTIAL PRESSURE CAPABILITY

-  Temperature Capacity (120° C)
-  High Pressure Rating
-  High Expansion Capability
-  Pipe Size vs Differential Pressure



➤ 160 °C DIFFERENTIAL PRESSURE CHARTS

DIFFERENTIAL PRESSURE CAPABILITY

-  Temperature Capacity (160° C)
-  High Pressure Rating
-  High Expansion Capability
-  Pipe Size vs Differential Pressure

